

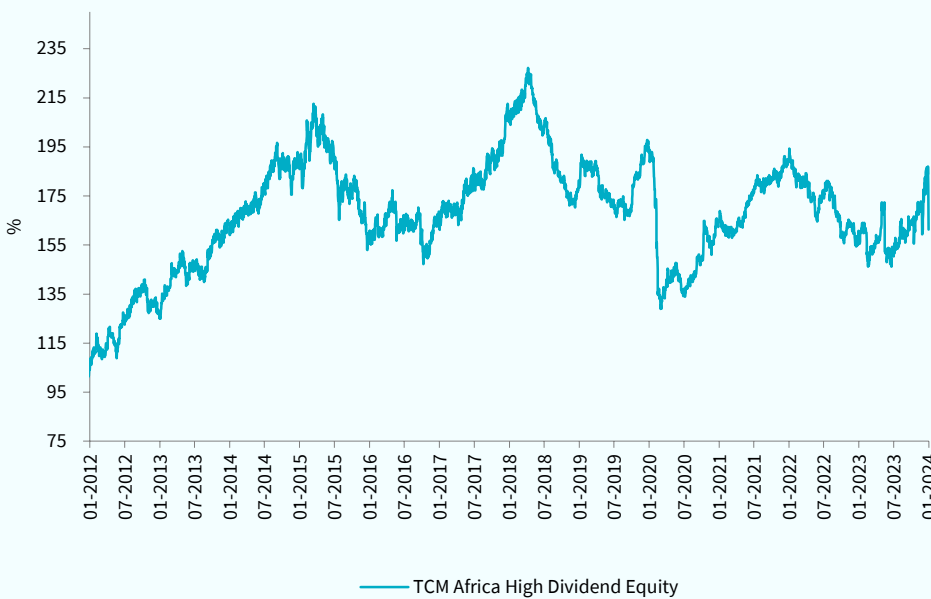
Fund Profile

The fund is an equity fund, investing in listed shares in the northern and sub-Sahara regions of Africa. It will focus on Egypt, Morocco and Nigeria. In addition, it will invest in Kenya, Ghana, Botswana and Mauritius. The relationship between global financial markets and African markets is low, because the latter are less sensitive to international developments. The investment policy will be aimed at achieving high dividend income within the fund as well as capital growth. The risk profile is very high, due to investments being channelled into frontier/emerging markets in Africa. To achieve its objective, the Fund invests 95% to 100% of its total assets through TCM Investment Funds Luxembourg in units of TCM Africa High Dividend Equity (Lux). The Fund qualifies as feeder-structure.

Trading

The fund can be traded through various clearing and distribution platforms. On trading days the fund will sell shares against NAV with a positive deviation of 0.5% and buy back shares against NAV with a negative deviation of 0.5%.

Fund Performance



Return in euro*	1 mnth	3 mnths	2024	2023	2022	2021	2020	Since start**
TCM Africa High Dividend	0.10%	-2.15%	0.10%	-0.99%	-0.99%	20.15%	-17.56%	-29.34%
Nigerian All Share Index	-10.62%	-17.06%	-10.62%	-24.61%	-24.61%	23.59%	13.22%	-42.06%
Egypt Hermes Index	16.93%	22.02%	16.93%	41.47%	41.47%	-14.34%	22.98%	-12.69%
Morocco All Share Index	3.69%	4.09%	3.69%	19.18%	19.18%	-21.95%	26.67%	54.63%

* Based on Total Return (Bloomberg data)

** Data is from inception of the fund: 31-03-2008

Net Asset Value: € 10.03
Share Price: € 10.03
Total Net Assets: € 6.9 million
Number of Shares: 688,450

Start Date: 31 March 2008
Structure: Open end

Aim: high dividend income as well as long term capital appreciation

Dividend yield: ± 4% per annum (since 1 February 2022, dividends received are no longer distributed but reinvested)

Benchmark: Africa ex South Africa Index (this is the benchmark of the Master fund in Luxembourg)

Management Fee: 1,5% per annum
Performance fee: 10% (these costs will only be charged at the level of the Master fund in Luxembourg)

Ongoing Charges Figure: 3.23% (2023)

ISIN Code: NL0006173007
Bloomberg Ticker: TCM AF NA

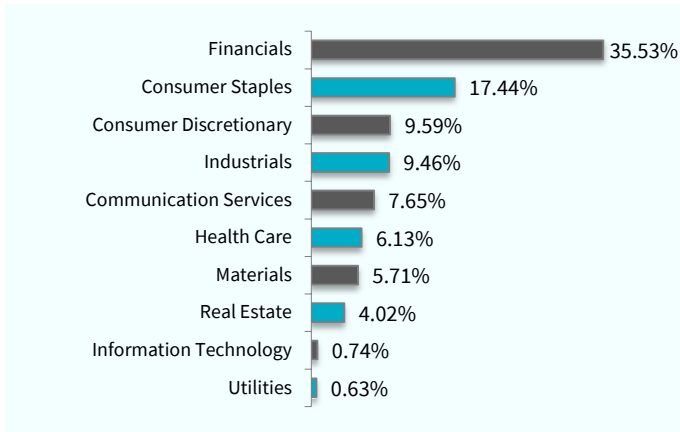
Management Company: TRUSTUS Capital Management

Fund Management: Frontier Markets Team
Wytze Riemersma
Marco Balk

TCM has entered into an agreement with Clarity AI for the screening of the portfolios of the TCM equity funds on ESG criteria (UN Global Compact and Controversial Weapons).



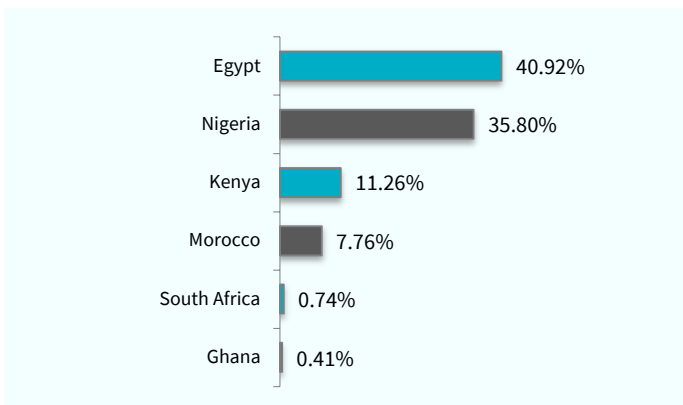
Sector Allocation



Top 10 Holdings

Position	Weighting
United Bank For Africa Plc	6.78%
Oriental Weavers	6.67%
Access Holdings Plc	6.11%
Credit Agricole Egypt	5.86%
Lafarge Africa Plc	5.14%
Dangote Sugar Refinery Plc	5.10%
Canal Shipping Agencies Co	4.98%
Obour Land For Food Industri	4.81%
Juhayna Food Industries	4.56%
Marsa Maroc	4.49%
Total weightings Top 10	54.49%

Country Allocation



Fund Characteristics

Characteristics	Fund	Benchmark
Number of positions	29	50
Dividend Yield in %*	4.81	3.71
Price/Earnings Ratio*	9.42	10.43
Price to Book Ratio *	0.92	2.15

* source: Bloomberg/TCM

The above data refers to the underlying portfolio of the master fund in Luxembourg in which the Dutch feeder fund invests for 95% to 100%.

Disclaimer

No rights may be derived from this publication. You are referred to the prospectus and Key Investor Information Document for the fund's terms and conditions. These documents may be obtained from the website or the address mentioned above. The manager of IIF has obtained a licence for this fund from the Netherlands Authority for the Financial Markets in accordance with the provisions of the Financial Supervision.

TCM investment funds
Your connection to new markets

TCM Africa
High Dividend

Contact Information
Sewei 2, 8501 SP Joure, The Netherlands
+31 (0)513 48 22 00
info@tcminvestmentfunds.nl
www.tcminvestmentfunds.com